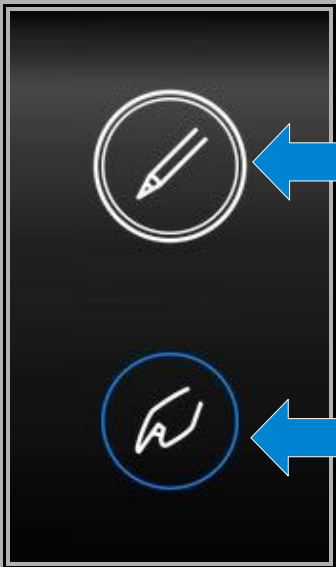




Apple Pencil

Both the 'Image Creator' and the 'Mouth Creator' support the Apple Pencil. At the top of each screen you will find the following options (these options will appear in different locations based upon the type of iPad that you have):



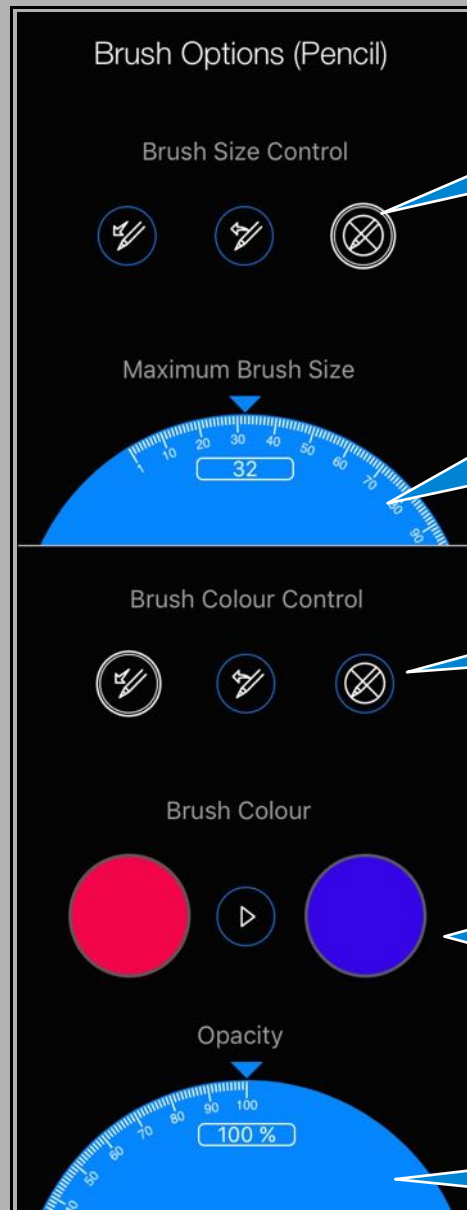
Press this button to select the Apple Pencil for drawing. Animation Pro will ignore all finger touches on the drawing canvas.

Press this button to use your finger for drawing. Animation Pro will ignore all Pencil touches on the drawing canvas.

In either case, both the Apple Pencil and your finger may be used with any of the other controls (buttons etc.) on the screen.

Brush Options (Pencil)

Whenever the Apple Pencil is selected for drawing, both the 'Image Creator' and 'Mouth Creator' will display a different set of 'Brush Options' as shown below:



Select whether the size of the brush is to be controlled by the Pencil's force, tilt or not at all. Where the Pencil is not controlling the size, the minimum brush size (see next page) will be used regardless of the force or tilt applied to the Pencil.

Use this dial to set the maximum size (width) of the brush (a dial for the minimum size may also be found on the 'Image Creator' and 'Mouth Creator' screens, see next page).

This setting will be used when the size of the brush is being controlled by the Pencil's force or tilt.

Select whether the colour of the brush is to be controlled by the Pencil's force, tilt or not at all.

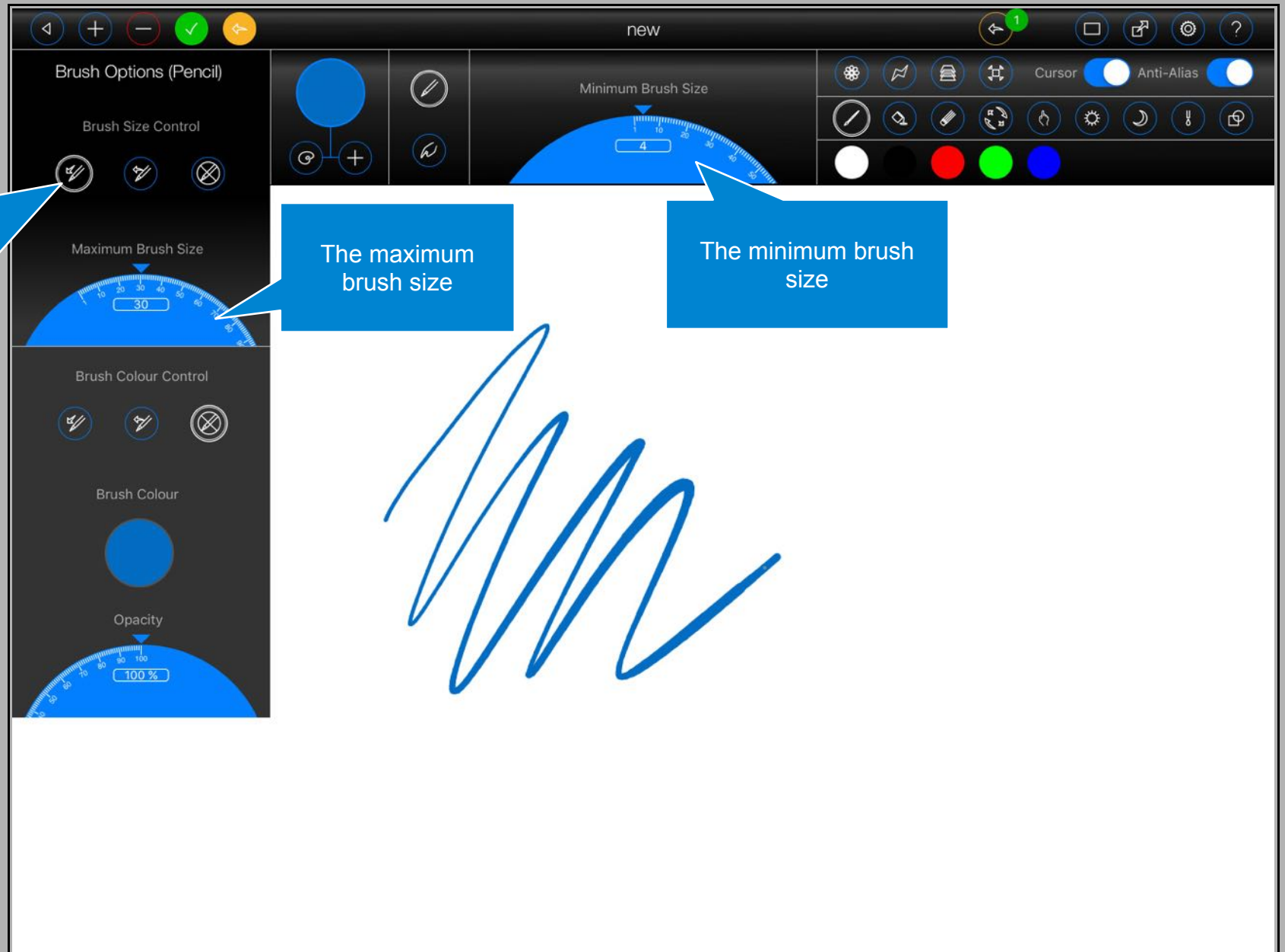
The colour of the brush can be made to vary between the two colours selected here based upon the force or tilt applied to the Pencil.

Tap on a colour to change it. Tap on the arrow button (between the two colours) to specify the direction of the colour change i.e. low-force to high-force vs. high-force to low-force or low-tilt to high-tilt vs. high-tilt to low-tilt.

Select the opacity of the brush. Press the button at the centre of the dial to perform a fine adjustment.

Examples ('Image Creator'):

The brush width will vary between a minimum and maximum size whenever it is being controlled by the Pencil's force or tilt:



The brush colour will vary whenever it is being controlled by the Pencil's force or tilt:

